

# WEL COME

## Overdimesion (ODC) module



COMMISSIONER OF TRANSPORT, GANDHINAGAR  
(GUJARAT STATE)

- Seamless flow of traffic and goods is desired.
- Check posts serve the purpose of tax and fee collection; and also serve as a focal point for enforcement activity. However check posts have resulted into traffic jams, etc
- To mitigate the negative impact of check posts,
  - Gujarat has developed online payment facility for taxes and fees.
  - For over-dimension vehicles and/or cargo online prior approval after payment of exemption fee is made available.

# ODC Module

- Caters to online approval for Over Dimension vehicle and/or cargo
- It is an online web based module linked with Vahan software to help all the transporters to declare the over-dimension vehicle as well as overdimension goods /consignment in advance and also online payment for the same declaration as per rules.
- Online approval is necessary, any vehicle found plying without prior online approval will be charged fine which is double the exemption fee.

- In ODC Module only by entering the Vehicle Registration Number Data will be auto fetched.
- Incase if after entering the vehicle registration number in the module the vehicle details is not available, then the details entered by owners in the module would be taken as final details for the vehicle.
- But in above case if details provided in ODC module by applicant is found faulty then owner of the vehicle is solely responsible.

# Permissible limit for vehicle

Type of vehicle	<b>Goods vehicle rigid body</b>		
	<b>Permissible height</b>	<b>Permissible width</b>	<b>Permissible length</b>
	3.8 Meter	2.6 Meter	12 Meter
Type of vehicle	<b>Goods vehicle articulated trailer</b>		
	<b>Permissible height</b>	<b>Permissible width</b>	<b>Permissible length</b>
	3.8 Meter	2.6 Meter	18 Meter
Type of vehicle	<b>Modular hydraulic trailer (multi axel )</b>		
	<b>Permissible height</b>	<b>Permissible width</b>	<b>Permissible length</b>
	4.75 Meter	3.0 Meter	29 Meter

# Over dimension consignment DA fine

Over dimension consignment DA fine	Offence	Goods vehicle (rigid body)	Goods vehicle (articulated body)	Modular hydraulic trailer (multi axel)
Divisible	Excess height projection	<b>1000</b>	<b>4000</b>	
	Excess side projection	<b>1000</b>	<b>4000</b>	
	Excess rear side projection	<b>1000</b>	<b>4000</b>	
Indivisible	Excess height projection	<b>2000</b>	<b>10000</b>	<b>10000</b>
	Excess side projection	<b>2000</b>	<b>10000</b>	<b>10000</b>
	Excess rear side projection	<b>2000</b>	<b>10000</b>	<b>10000</b>
Agriculture	Excess height projection	<b>1000</b>	<b>1000</b>	
	Excess side projection	<b>1000</b>	<b>1000</b>	
	Excess rear side projection	<b>1000</b>	<b>1000</b>	
DA fine for over Dimension vehicle	Over all length more than permissible limit	<b>1000</b>	<b>10000</b>	<b>10000</b>
	Over all width more than permissible limit	<b>1000</b>	<b>10000</b>	<b>10000</b>

# Bank related charges

Sr no	Payment channel	Trans particular	Amount slab	Proposed pricing rate	Transaction charges
1	Internet banking	State bank of India	All amount	₹ 6.00 par transection	—
		Other bank	All amount	₹ 7.50.00 par transection	—
2	Debit card	State bank of India	Up to Rs 2000/-	0.75% of transection amount	Government of India bears this charge
			Rs 2001/- and more	0.90% of transection amount	The government of Gujarat will bear transaction charges
		Other bank	Up to Rs 2000/-	0.75% of transection amount	Government of India bears transaction charges
			Rs 2001/- and more	0.90% of transection amount	The government of Gujarat will bear transaction charges
3	Credit card	Master, visa	For all amount	1.20 % of transection amount	Vehicle owner

\* MDR charges will be applicable on debit card transections as per RBI guidelines till next instruction given.

# Process flow

Go to parivahan website



Select on line service



Select check post



Select vehicle tax payment



Select state and service name



Than click on go button





# Process flow

Enter tax payment details



enter vehicle number



Enter mobile number



Select ODC type



Select goods type



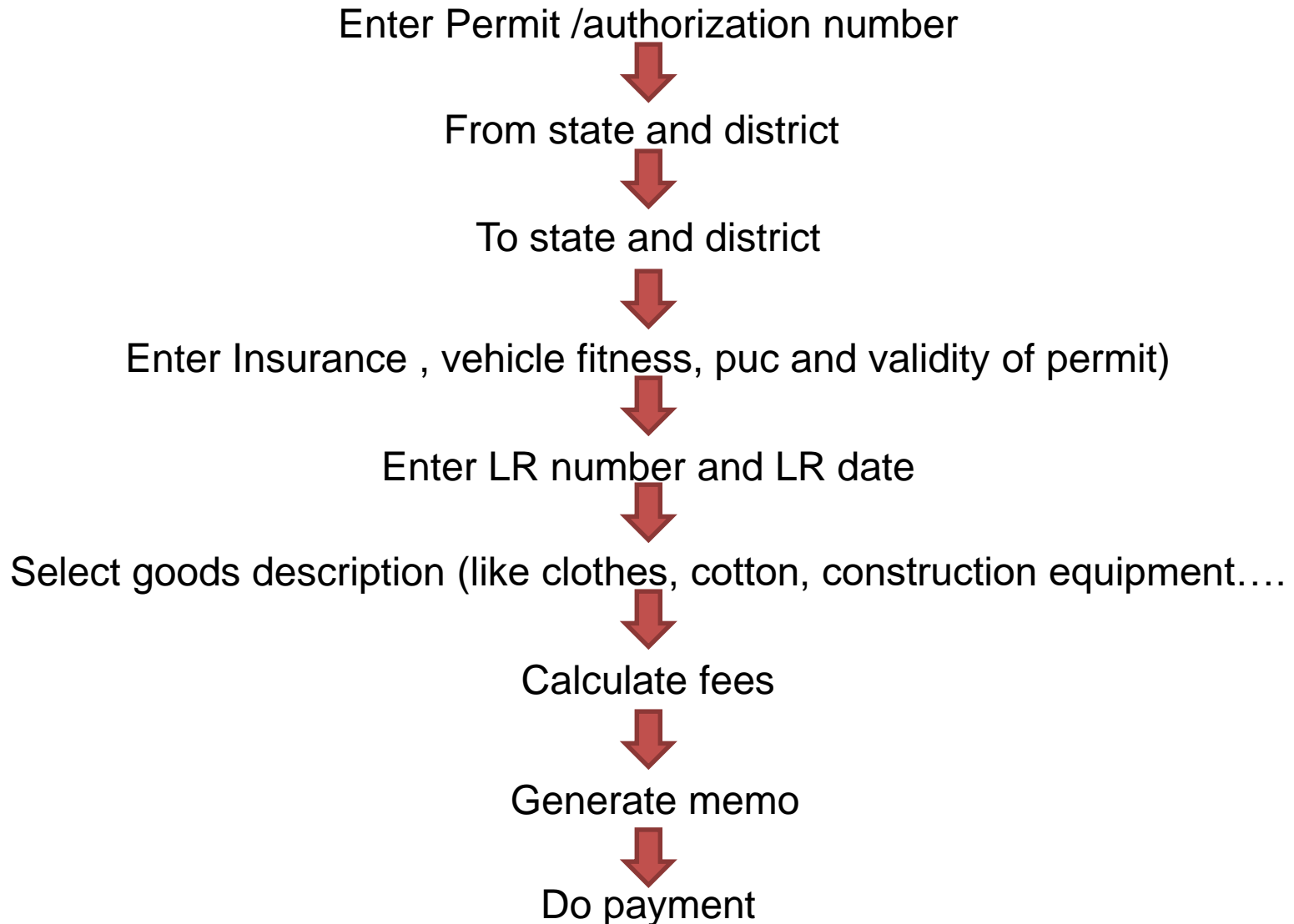
Enter vehicle GVW



Select permit type



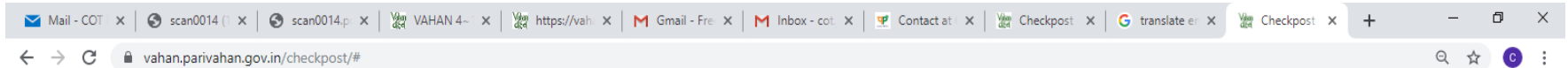
# Process flow



# Process flow (on site)

The screenshot shows the Parivahan Sewa website interface. At the top, there is a browser address bar with the URL [parivahan.gov.in/parivahan/](https://parivahan.gov.in/parivahan/). Below the browser bar is a navigation bar with links for Home, Vehicle Tracking, Permit Exemption, Screen Reader Access, and a search box. The main header features the Parivahan Sewa logo and the text "Government of India MINISTRY OF ROAD TRANSPORT & HIGHWAYS". A horizontal menu contains links for About Us, Online Services, Informational Services, Dashboard & Report, Useful Links, In the News, Sitemap, Contact Us, and Login. The "Online Services" menu is expanded, listing various services such as Vehicle Related Services, Driving License Related Services, Check Post Tax, Fancy Number Booking, e-Authorisation Card, Know your License Details, Know your Vehicle Details, NR Services, Paid NR Services, Homologation, National Permit, CNG Maker, SLD Maker, VLTD Maker, Trade Certificate, and PUCC. The main content area features a large banner with the text "YOU DON'T NEED GOVERNMENT PERMIT" and icons for Battery and Methanol Fuel. Below the banner, there are sections for "Registration services" and "Driving License Related Services". The bottom of the screenshot shows a Windows taskbar with various application icons and a system tray displaying the time as 3:15 PM on 09-Oct-19.

# Process flow (on site)



Please pay tax in advance

Home Skip main content Skip navigation A+ A-

**CHECKPOST**

**MINISTRY OF ROAD TRANSPORT AND HIGHWAYS**  
Government of India

**e-Vahan**  
आपके चरमे

Home Payment Reports

Verify the validity of the receipt by sending sms VAHAN <STATE CODE> CP <VEHICLE NO> to 7738299899 (e.g. VAHAN XX CP XXXXXXXXXX)

## THE SOLUTION FOR VEHICLE TAX COLLECTION AT CHECKPOST

### Important information...

- Process to Generate Memo and pay fee of ODC..  
[Read more...](#)
- Process to pay other state road tax of single vehicle..  
[Read more...](#)
- Process to check your pending transaction of single vehicle..  
[Read more...](#)
- Process to recheck the fail transaction of single vehicle..  
[Read more...](#)
- Process to signup for tax payment of more than one vehicle in single transaction..  
[Read more...](#)


**CHECKPOST** portal is meant to be a common platform from where various checkpost services are provided to citizens, as and when they are developed by the department. These services are being started for online checkpost tax payment of vehicles. The owners of these vehicles can log on to the portal from any internet access point, and deposit their due taxes through net banking facility. This system will save them the trouble of physically coming to the transport office, while the department will be able to collect their taxes in a cashless and seamless way. Once the user logs on to the system and provides the required information about the vehicle, the software calculates and displays the tax amount payable. If the user accepts to make the payment, the portal redirects him to selected bank or treasury site. The user then makes the payment from his bank account through secure Internet Banking. Once the transaction is complete, the software generates a detailed receipt, which can be printed by the user for his records. For checking the authenticity of receipt, the transport department officials will be able to cross-check the payment details by logging on to the portal using this web-based software. They can also view / print various reports which will be generated for officials of the transport department.

### Authenticated Login

User Name

Password

Verification Code: \*

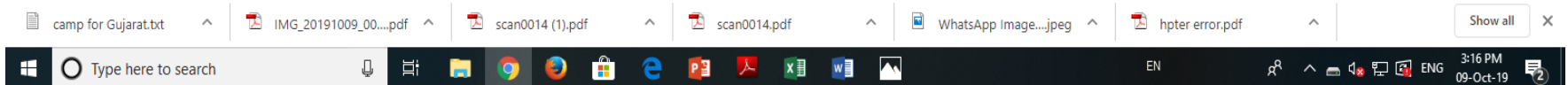




Please pay tax in advance to avoid any last minute hassle.

Powered by National Informatics Centre. All Rights Reserved.

**NIC** NATIONAL INFORMATICS CENTRE



# Process flow (on site)

The screenshot displays the Vahan CheckPost website interface. At the top, there is a navigation bar with the Vahan logo, the Ministry of Road Transport and Highways logo, and the Government of India logo. Below this is a header with the text "Verify the validity of the receipt by sending sms VAHAN <STATE CODE> CP <VEHICLE NO> to 7738299899 (e.g. VAHAN XX CP XXXXXXXXXX)".

The main content area is titled "THE SOLUTION FOR VEHICLE TAX COLLECTION AT CHECKPOST". It contains a paragraph explaining the CHECKPOST portal's purpose: "CHECKPOST portal is meant to be a common platform from where various checkpost services are provided to citizens, as and when they are developed by the department. These services are being started for online checkpost tax payment of vehicles. The owners of these vehicles can log on to the portal from any internet access point, and deposit their due taxes through net banking facility. This system will save them the trouble of physically coming to the transport office, while the department will be able to collect their taxes in a cashless and seamless way. Once the user logs on to the system and provides the required information about the vehicle, the software calculates and displays the tax amount payable. If the user accepts to make the payment, the portal redirects him to selected bank or treasury site. The user then makes the payment from his bank account through secure Internet Banking. Once the transaction is complete, the software generates a detailed receipt, which can be printed by the user for his records. For checking the authenticity of receipt, the transport department officials will be able to cross-check the payment details by logging on to the portal using this web-based software. They can also view / print various reports which will be generated for officials of the transport department."

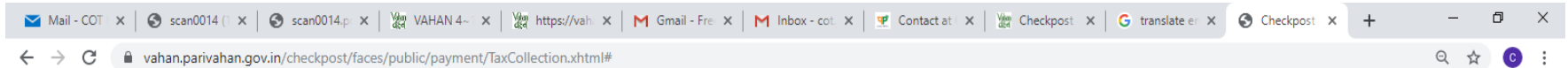
To the right of the text is an "Authenticated Login" form with fields for "User Name", "Password", and "Verification Code". Below the form is a "Login" button.

Below the text and form are five circular icons representing different services: "Tax Payment", "Print Payment Receipt", "Check Pending Transaction", "Check Receipt Details", and "Reverify Failed Transaction".



At the bottom of the page, there is a footer with the text "Please pay tax in advance to avoid any last minute hassle." and "Powered by National Informatics Centre. All Rights Reserved." The National Informatics Centre logo is also present.

The browser's address bar shows the URL "vahan.parivahan.gov.in/checkpost/#". The taskbar at the bottom of the screen shows various application icons and the system clock indicating 3:17 PM on 09-Oct-19.

# Process flow (on site)



Home Skip main content Skip navigation A+ A A-

**CHECKPOST**  **MINISTRY OF ROAD TRANSPORT AND HIGHWAYS**  
Government of India 

Home Payment Reports

Verify the validity of the receipt by sending sms **VAHAN <STATE CODE> CP <VEHICLE NO>** to 7738299899 (e.g. **VAHAN XX CP XXXXXXXXXX**)

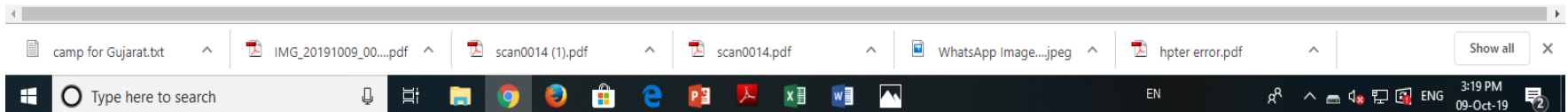
## VEHICLE TAX PAYMENT

Select State Name for Tax Payment

Select State	Service Name
<input type="text" value="---Select State---"/>	<input type="text" value="---Select Service Name---"/>
<input type="button" value="Go"/>	

### Follow these steps to initiate tax payment...

1. Select the state where you want to go from 'Select State' combo box.
2. Select service Name from 'Service Name' combo box.
3. Click 'Go' button to open the vehicle details form.
4. Enter 'Vehicle No.' and click 'Get Details' button to fill the details.
5. Fill rest of the fields which are not filled automatically.
6. In case fields are not filled automatically then enter the details manually.
7. Click 'Calculate Tax' button to calculate the tax according to state notification.
8. Click 'Pay Tax' button to pay the calculated tax.
9. It opens the payment gateway of VAHAN.
10. Choose payment gateway and click on 'Continue' button.
11. And then follow the screen to pay tax.
12. After paying tax bank will redirect to the Checkpost application.
13. In case payment is success Checkpost application will generate the success receipt.
14. Print the receipt.



# Process flow (on site)

The screenshot displays the Vahan website interface for vehicle tax payment. At the top, there is a navigation bar with the text "Please pay tax in advance to avoid any last minute hassle." and links for Home, Skip main content, and Skip navigation. The main header features the logo for CHECKPOST, the Ministry of Road Transport and Highways Government of India, and the e-Vahan logo. Below the header, a navigation menu includes Home, Payment, and Reports. A verification instruction is provided: "Verify the validity of the receipt by sending sms VAHAN <STATE CODE> CP <VEHICLE NO> to 7738299899 (e.g. VAHAN XX CP XXXXXXXXXX)".

The central section is titled "VEHICLE TAX PAYMENT" and contains a form for selecting the state and service name. The "Select State" dropdown is set to "GUJARAT". The "Service Name" dropdown is open, showing options: "ADVANCE PAYMENT OF ODC EXEMPTION FEE" and "PAYMENT OF PENDING ODC EXEMPTION FEE".

Below the form, a list of steps is provided to initiate tax payment:

1. Select the state where you want to go from 'Select State' combo box.
2. Select service Name from 'Service Name' combo box.
3. Click 'Go' button to open the vehicle details form.
4. Enter 'Vehicle No.' and click 'Get Details' button to fill the details.
5. Fill rest of the fields which are not filled automatically.
6. In case fields are not filled automatically then enter the details manually.
7. Click 'Calculate Tax' button to calculate the tax according to state notification.
8. Click 'Pay Tax' button to pay the calculated tax.
9. It opens the payment gateway of VAHAN.
10. Choose payment gateway and click on 'Continue' button.
11. And then follow the screen to pay tax.
12. After paying tax bank will redirect to the Checkpost application.
13. In case payment is success Checkpost application will generate the success receipt.
14. Print the receipt.

The bottom of the screenshot shows the Windows taskbar with various application icons and the system tray displaying the time as 3:20 PM on 09-Oct-19.



# Process flow (on site)

The screenshot displays the e-Vahan website interface for the Ministry of Road Transport and Highways, Government of India. The page is titled "CheckPost" and features a navigation menu with "Home", "Payment", and "Reports". A banner at the top provides instructions on how to verify receipt validity via SMS. The main content area is a form titled "ADVANCE PAYMENT OF ODC EXEMPTION FEE FOR, GUJARAT".

**Tax Payment Details**

Vehicle No.\*  
Chassis No.\*  
Vehicle Type\* (GOODS VEHICLE)  
Nature of Goods\*  
Permit Type\*  
From State\*  
Insurance Validity\* (DD-MM-YYYY)  
LR No.\* (ENTER LR NUMBER)

Owner Name\*  
Vehicle Class\*  
Vehicle Class\* (---Select Vehicle Class---)  
From District\*  
Fitness Validity\* (DD-MM-YYYY)  
LR Date\* (DD-MM-YYYY)

Mobile No.\* (SMS about payment will be sent to this number.)  
Overdimension Type\* (Select Overdimension Type)  
GVW (In Kg.)\*  
Permit/Authorization No.\*  
To State\*  
PUCV Validity\* (DD-MM-YYYY)  
Goods Description\* (---Select Goods Description---)

Body Type\* (---Select Body Type---)  
Vehicle Total Weight with Consignment(In Kg.)\*  
Road Tax Validity\* (DD-MM-YYYY)  
To District\* (---Select To District---)  
Permit Validity\* (DD-MM-YYYY)  
Fill in case of Other\* (DESCRIPTION OF GOODS)

Sl. No.	Particulars	Height	Width	Length	Front	Fee
No records found.						

Fee Amount\*  
Buttons: Calculate Fee, Generate Memo, Pay Fee, Reset, Show Permissible Limit

Taskbar: camp for Gujarat.txt, IMG\_20191009\_00...pdf, scan0014 (1).pdf, scan0014.pdf, WhatsApp Image...jpeg, hpter error.pdf, Show all

System tray: EN, 3:21 PM, 09-Oct-19



# Process flow (on site)

Mail - COT x scan0014 (1) x scan0014.p x VAHAN 4- x https://vah x Gmail - Fre x Inbox - cot x Contact at x Checkpost x translate e x Checkpost x

vahan.parivahan.gov.in/checkpost/faces/public/payment/TaxCollectionMainOnlineodc.xhtml#

**CHECKPOST** **MINISTRY OF ROAD TRANSPORT AND HIGHWAYS** **Government of India** **e-Vahan**

Home Payment Reports

Verify the validity of the receipt by sending sms VAHAN <STATE CODE> CP <VEHICLE NO> to 7738299899 (e.g. VAHAN XX CP XXXXXXXXXX)

**ADVANCE PAYMENT OF ODC EXEMPTION FEE FOR, GUJARAT**

**Tax Payment Details**

Vehicle No.\* GJ12X1655 Get Details Reset All

Chassis No.\* 7XXXXX Owner Name\* GOHIL MAHESHBHAI Mobile No.\* 8888888888

Vehicle Type\* GOODS VEHICLE Vehicle Class\* HEAVY GOODS VEHICLE Overdimension Type\* CONSIGNMENT Body Type\* MULTI AXEL

Nature of Goods\* INDIVISIBLE GOODS/ODC/METAL PLATES/PIPES/CHENNELS GVW (In Kg.)\* 16200 Vehicle Total Weight with Consignment(In Kg.)\* 16000

Permit Type\* NATIONAL PERMIT Permit/Authorization No.\* Road Tax Validity\* 24-10-2019

From State\* GUJARAT From District\* KACHCHH To State\* DELHI To District\* CENTRAL

Insurance Validity\* 26-04-2020 Fitness Validity\* 28-04-2020 PUCC Validity\* 24-10-2019 Permit Validity\* 09-10-2019

LR No.\* 000000 LR Date\* 09-10-2019 Goods Description\* PIPE Fill in case of Other\* DESCRIPTION OF GOODS

Sl. No.	Particulars	Height	Width	Length	Front	Fee
1	Overdimension Consignment Exemption Fee	10000	10000	10000	10000	40000

Fee Amount\* 40000 Calculate Fee Generate Memo Pay Fee Reset Show Permissible Limit

camp for Gujarat.txt IMG\_20191009\_00....pdf scan0014 (1).pdf scan0014.pdf WhatsApp Image...jpeg hpter error.pdf Show all

Type here to search EN 3:28 PM 09-Oct-19

# THANK YOU



COMMISSIONER OF TRANSPORT  
GANDHINAGAR